



tango reflex™

Setting the standard
in treatment versatility
and patient care quality

SLT FOR GLAUCOMA

LASER FLOATER TREATMENT

CAPSULOTOMY

IRIDOTOMY

Helping the world see clearly

Proprietary technologies to expand your scope of care

Every day, patients present a diverse range of eye conditions for you to evaluate and treat.

With Tango Reflex™ from Ellex, you can perform the full range of anterior and posterior YAG laser procedures, including Laser Floater Treatment, as well as Selective Light Therapy for glaucoma.

Tango Reflex™ enables you to expand the scope of care you're able to provide, and all at the absolutely highest standard of efficacy.

tango reflex.

A broad range of treatment options

Choose Tango Reflex™, and you can select from four treatment modalities, which comprise:

SELECTIVE LIGHT THERAPY (SLT)
(SELECTIVE LASER TRABECULOPLASTY)

LASER FLOATER TREATMENT (LFT)
(POSTERIOR MEMBRANECTOMY)

CAPSULOTOMY

IRIDOTOMY

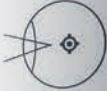


tango
reflex

Offset μm



Posterior



Anterior

ellex

Tango Reflex™ – treatment versatility, patient care quality

Floaters **best ever visualization**

Featuring Ellex's proprietary Reflex Technology™, Tango Reflex's visualization in both on-axis and off-axis modes, combined with titratable illumination, allows you to accurately visualize floaters and opacities, and to assess their position relative to the lens or retina.

SLT **precision – and beyond**


Tango Reflex™ incorporates Ellex's proprietary SLT technology — providing superior energy control, a sharp-edged aiming beam and the industry's fastest firing rate of three shots per second.* With an enhanced view of the trabecular meshwork, you'll be able to perform SLT procedures faster and more accurately.

YAG **low energy, high efficiency**

Tango Reflex's YAG mode features an Ultra Gaussian beam profile and fast rise time. That means you can perform capsulotomies and iridotomies at lower, more efficient energy levels. With less energy delivered into the eye, you'll be able to carry out capsulotomies with all types of IOLs and with significantly less risk of lens pitting*.



A proprietary dual-mode laser cavity, teamed with an intuitive tablet interface, allows you to instantly switch between SLT and YAG modes at the touch of a button.



For Laser Floater Treatment, the Reflex illumination mirror ensures that the laser beam is never obstructed - minimizing the risk of under-dosing or over-dosing the energy and ensuring the desired therapeutic effect.

SLT; primary therapy for effective, proven glaucoma treatment

Specify Tango Reflex™, and you can deliver Selective Light Therapy to stimulate the eye's natural healing response to manage your glaucoma patients' IOP without the burn and scar tissue associated with argon laser trabeculoplasty (ALT).

It's a solution that, when used as a first-line option, can reduce IOP as effectively as medication, without the associated side effects or compliance problems*.

* Katz LJ, Steinmann WC, Kabir A, Molineaux J, Wizov SS, Marcellino G; SLT/Med Study Group. Selective laser trabeculoplasty versus medical therapy as initial treatment of glaucoma; a prospective, randomized trial. *J Glaucoma*. 2012;21:460-8

Stimulate safe healing

SLT delivered by Tango Reflex™ works by applying selective photothermolysis of the pigmented trabecular meshwork cells. This intervention stimulates the release of proteins and cytokines and the recruitment of macrophages to improve the circulation of aqueous humor through the meshwork and the inner wall of Schlemm's canal — all without causing thermal or coagulative damage.

Evaluate pathology

You can evaluate the result of intervention with SLT to estimate the location of the pathology. If intervention with SLT is successful, the primary obstruction region may lie within the trabecular meshwork, but if it is ineffective, then the primary obstruction may reside elsewhere.

Seamless pairing with MIGS

Unlike medications which can compromise the effectiveness of future interventions, SLT delivered by Tango Reflex™ pairs seamlessly with all MIGS procedures, including ABiC™ with iTrack™, as both a preoperative diagnostic aid or as a postoperative adjunct, and can be deployed synergistically to reduce the need for further medication or future filtration surgery.

“The safety profile of SLT is so great, I would argue that it’s actually a safer first option than many of the medications.”

DAVID RICHARDSON, MD
USA

“My treatment paradigm is to go to SLT as primary therapy, and then use a MIGS procedure like ABiC™ with iTrack™. If the disease progresses, my next steps would be SLT again, followed by MIGS, pushing back filtering surgery. In this paradigm, medication has fallen to an adjunct in between those treatment stages.”

MAHMOUD A. KHAIMI, MD
USA

LFT; a powerful solution for symptomatic floaters

Use Tango Reflex™ to perform Laser Floater Treatment, and you'll be able to deploy a minimally invasive procedure that offers the potential to improve your patient's visual functionality by alleviating their perception of eye floaters.

It's a powerful solution that can transform the quality of life for many patients who find the condition debilitating.

tango reflex.

Treat with greater accuracy

Employing Ellex's proprietary Reflex Technology™, Tango Reflex™ allows you to move effortlessly between on-axis and off-axis viewing and provides the highest levels of visualization accuracy and illumination to perform LFT in both the posterior and anterior segments — and all while maintaining the spatial context necessary to maximize safe, effective treatment of symptomatic floaters.

Full visualization from the cornea to the retina

True Coaxial Illumination — TCI™ — is at the heart of Tango Reflex™. It's technology that provides a full view from the cornea to the retina and much-needed spatial context.

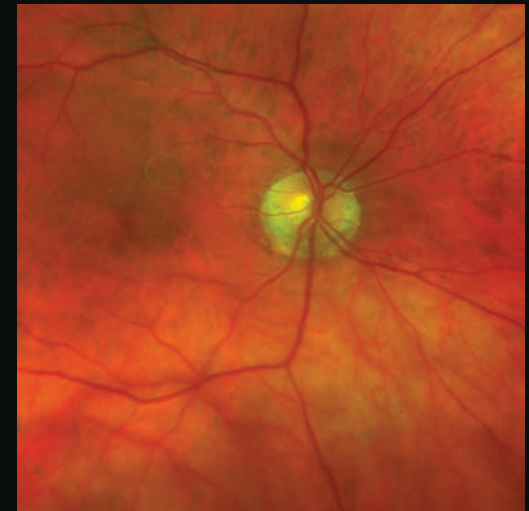


Reflex Technology

The effectiveness of Laser Floater Treatment (LFT) has been transformed through the development of Ellex's Reflex Technology™ platform, which includes True Coaxial Illumination, TCI™ for on- and off-axis viewing, a precise aiming beam, and a superior energy beam profile — all within a unique slit lamp illumination tower design that converges and focuses your sight line, target illumination and treatment beam into one optical path.



LFT, Ellex: pre-treatment



LFT, Ellex: post-treatment

Accurate, effective capsulotomy

Choose Tango Reflex™ and you'll secure new levels of accuracy in capsulotomy — a perfectly centered, precise capsulotomy that will not affect the tension of the bag and the position of the IOL in the visual axis.

It's accuracy that minimizes fringes and tags and prevents lens damage — even if the lack of a ridge makes the capsule adhere to the optic.

Precision in incision

Ellex's proprietary YAG laser cavity within Tango Reflex™ delivers a four nanosecond Ultra Gaussian pulse at high peak power and can typically achieve the industry's lowest energy optical breakdown at 1.8 mJ in air*. This allows the energy to form a tight plasma ball, and results in less energy dispersion into surrounding tissue. This makes possible a tissue incision technique that deploys a smaller shockwave, which delivers superior treatment precision and maximizes procedure efficacy.


IOL-friendly photodisruption

Featuring an Ultra Gaussian beam profile, Tango Reflex™ focuses more energy into the center of the beam profile to deliver greater energy density — reducing the energy needed to effectively perform capsulotomy and consequently greatly reducing the risk of lens pitting*.

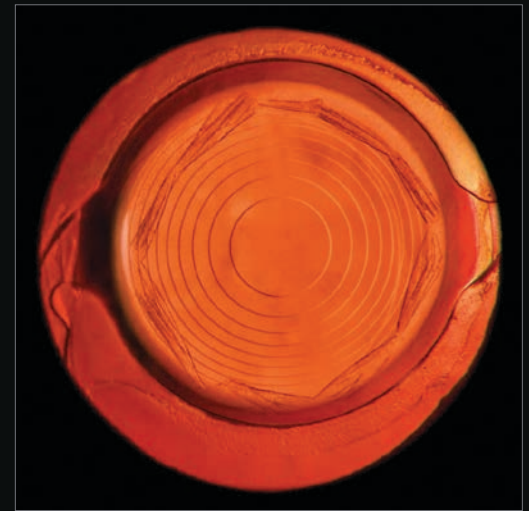
* Average performance only. Based on system performance testing. Data on file. Ellex Medical.

Prevent post-capsulotomy floaters

The benefits of Ellex's proprietary Reflex Technology™ extend beyond the safe treatment of floaters. Employing TCI™ to identify capsular fragments, Tango Reflex™ can be used to vaporize broken pieces of the fragment and help prevent the common problem of sudden floater development after capsulotomy.



Capsulotomy, Ellex – Step 1: multifocal lens



Capsulotomy, Ellex – Step 2: multifocal lens

What physicians are saying about Ellex technology

“I adopted LFT just over three years ago. More than 3,000 procedures later, I now fully appreciate the negative impact that symptomatic floaters can have on patients’ quality of life. When looking at the results in my clinic, more than 90% of patients indicate that they are satisfied with their improvement in daily visual functioning as a result of LFT.”



PAUL I. SINGH, MD
USA



SAVAK "SEV" TEYMOORIAN, MD, MBA
USA

“SLT has the potential to become the go-to glaucoma treatment. Not only can SLT eliminate or at least reduce the need for drops, it can help to preserve vision and delay or even prevent complicated, invasive surgical interventions.”

“With Ellex’s refined YAG laser technology I can place laser pulses in a precise and controlled fashion that I have not seen with other lasers. Also, the system requires much lower energy for procedures than previous YAG lasers I have used.”



KARL STONECIPHER, MD
USA



Specifications

	SLT Mode	YAG Mode
Laser Source	Q-switched, frequency doubled Nd:YAG	Q-switched Nd:YAG
Wavelength	green: 532 nm	infrared: 1064 nm
Energy	0.3 to 2.6 mJ per pulse, continuously variable	0.3 to 10 mJ per pulse, continuously variable
Pulse Width	3 ns	4 ns
Burst Mode	single pulse only	1, 2 and 3 pulses per burst, selectable
Spot Size	400 μm	8 μm
Cone Angle	<3 degrees	16 degrees
Offset (Anterior and Posterior)	not applicable	0, ± 100 to ± 500 μm , continuously variable
Illumination	<16 degrees	True Coaxial Illumination™ (Reflex Technology™)
Aiming Beam	red 635 nm, adjustable intensity	green 515 nm, adjustable intensity

Common Features Specification

Repetition Rate	up to 3 Hertz
Magnification	optimized for enhanced anterior segment visualization
Cooling	air cooled
Electrical Requirements	100–240 VAC, 50/60 Hz, 800 VA
Weight	31 kg, 68 lbs (laser only)
Dimensions (HxWxD)	57 x 75 x 44 cm, 23 x 30 x 18 inches (laser only)
Standard Accessories	Total Solution™ tables, remote display, safety glasses, laser safety sign, dust cover
Optional Accessories	Tonometer mount, vitreolysis laser lens, SLT laser lens, capsulotomy and iridectomy laser lenses, footswitch, five-position magnification changer, beam splitter, “C” mount camera adapter, video camera adapter, co-observation tube

Specifications are subject to change without notice



Find out how Tango Reflex™ will help you set new standards in SLT for glaucoma, Laser Floater Treatment, capsulotomy and iridotomy.

Contact us now to schedule a demonstration

Head Office

3 Second Avenue
Mawson Lakes, SA, 5095 AUSTRALIA
+61 8 7074 8200

Ellex Inc. (USA)

7138 Shady Oak Road
Minneapolis, MN, 55344 USA
800 824 7444

Ellex Deutschland GmbH

ZPO floor 1, Carl-Scheele-Str.16
12489 Berlin GERMANY
+49 30 6392896 00

Ellex Inc. (Japan)

Harumi Center Bldg 5F, 2-5-24 Harumi Chuo-ku
Tokyo 104-0053 JAPAN
+81 3 5859 0470

Registered Office

82 Gilbert Street
Adelaide, SA, 5000 AUSTRALIA
+61 8 7074 8200

Ellex iTrack

41316 Christy Street
Fremont, CA, 94538 USA
800 391 2316

Ellex France SARL

La Chaufferie – 555 chemin du bois
69140 Rillieux la Pape FRANCE
+33 4 8291 0460

Ellex Australia

3 Second Avenue
Mawson Lakes, SA, 5095 AUSTRALIA
+61 8 7074 8200

Helping the world see clearly

© 2018, Ellex Medical Pty Ltd. Tango Reflex, Reflex Technology, TCI, True Coaxial Illumination and Total Solution are trademarks of Ellex Medical Pty Ltd. Ellex is a registered trademark of Ellex Medical Pty Ltd. E&OE. International patents pending and/or granted. PB0025B.

Ellex is the manufacturer of Reflex Technology for use in the treatment of symptomatic floater patients. It has been approved for the indication of Posterior Membranectomy (incl. Nd:YAG Laser Vitreolysis/Laser Floater Treatment) whereby it offers the potential to improve the patient's perception of visual functionality. Ellex does not accept any responsibility for use of the system outside of these indications.

Tango Reflex™ has a CE Mark (Conformité Européenne) and US Food and Drug Administration (FDA) (510k) Market release for the indications of Posterior Membranectomy (incl. Nd:YAG Laser Vitreolysis/Laser Floater Treatment), Selective Laser Trabeculoplasty (Selective Light Therapy, SLT), Capsulotomy and Laser Iridotomy.

